



EMPower Ambient Stainless Steel Worktop - 24"

ITEM # _____

MODEL # _____

NAME # _____

SIS # _____

AIA # _____



169155 (AN24)

EMPower Restaurant Range
worktop, ambient, 24",
stainless steel construction

Short Form Specification

Item No. _____

EMPower unit to be Electrolux Ambient Worktop 24" (610 mm). Construction in AISI 304 Stainless Steel. Right-angled side edges to allow flush fitting between EMPower units. Supplied with 6" (150 mm) height adjustable, removable legs.

Main Features

- Unit may be installed on refrigerated base or open cupboard.
- Front and side panels in Stainless Steel with Scotch Brite finish.
- Right-angled side edges to allow flush fitting joints between units, eliminating gaps and possible dirt traps.
- Provided with kit for side-by-side connection between units for minimizing gaps and possible dirt traps.
- Unit may be installed on refrigerated base by inserting the special pins (optional accessory).
- Unit may be installed on open cupboard by inserting the screws provided as standard with the open cupboards.
- Unit is 24" (610 mm) wide to provide a larger working surface.

Construction

- Worktop in 304 AISI stainless steel.
- 4 screws to install on the cupboard base are supplied with the unit.

Optional Accessories

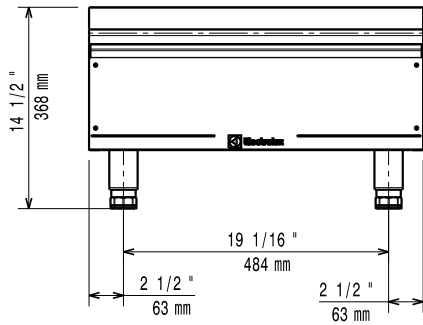
- EMPower - 4 pins to fix top to refrigerated base PNC 169048
- EMPower back mounted rear shelf-spacer, 24" unit PNC 169098
- EMPower portioning shelf 12" PNC 169173
- EMPower portioning shelf 16" PNC 169174
- EMPower portioning shelf 24" PNC 169175

APPROVAL: _____

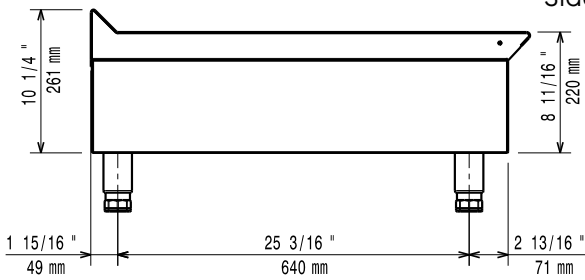


Experience the Excellence
www.electroluxprofessional.com
foodservice@electrolux.com

Front

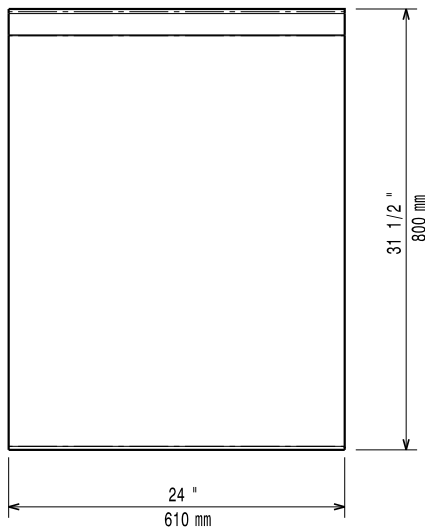


Side



EQ = Equipotential screw

Top


Key Information:
Net weight:

169155 (AN24) 53 lbs (24 kg)

Shipping width: 26 3/8" (670 mm)

Shipping depth: 36 1/32" (915 mm)

Shipping height: 25 " (635 mm)

Shipping weight: 62 lbs (28 kg)

Shipping volume: 13.75 ft³ (0.39 m³)